

Crap & Win!
iPad Pro
 Check out our contest!
suzuka.com.my/promotion | T&C Apply




MONOKRETE

EDITION
2.2

**CEMENT
 TEXTURED
 PAINTS**

FOR THE EXTERIOR
 & INTERIOR



Free
**Product
 Training**

For All Industry
 Professionals

suzuka.com.my/career-training/

WALL FINISH PROFESSIONALS



suzuka.com.my
 **suzuka.group**
 Hotline : +6012-258 7388



Photos of the products shown in
 this catalogue may vary in color due
 to lighting condition & printing.
**We suggest you examine actual
 product samples before ordering.**



MONOKRETE-E2.2-2410

**WALL FINISH
 PROFESSIONALS.**

**SINCE
 1977**



Monokrete

EXTERIOR & INTERIOR
CEMENT TEXTURED PAINTS

MCT

MCT 601 - 654

Create that everlasting look with our Monokrete Texture Paint. Whether you are going for the industrial, scandinavian, contemporary or minimalistic style, Monokrete can complete the look.

Appearance

Low Sheen	● ● ● ● ●	High Sheen
Smooth Texture	● ● ● ● ●	Rough Texture
Matte	● ● ● ● ●	Metallic

Features



Low VOC
& Odor



Green Choice, Water
Based & Eco-friendly



Formaldehyde
& Lead Free



Easy Application
& DIY Friendly



Anti-chalking
& Efflorescence



Easy to
Touch Up



Applicable
on Ceiling



Easy
Maintenance



Interior & Exterior
Application



Matte
Finish



MCT-601 Silver Grey



MCT-602 Natural Grey



MCT-603 Shark Grey



MCT-604 Granite Grey



MCT-605 Iron Grey



MCT-606 Charcoal Grey



MCT-607 Metal Grey



MCT-608 Shadow Grey



MCT-609 Ashes Grey



MCT-610 Misty Grey



MCT-611 Dove White



All color shown are as close to the actual Suzuka® Monokrete colors as modern printing techniques permit, nonetheless, there are still color/tone differences.

We highly recommend seeing actual samples before ordering.

MCT-604 Granite Grey



A Project by

RICE

Architecture + Interior + Contract



MCT-601 Silver Grey



MCT-601 Silver Grey



MCT-641 Cloudy Grey



MCT-642 Mushroom Beige



MCT-643 Hazel Wood



MCT-644 Summer Sahara



MCT-645 Walnut Leather



MCT-646 Brocade Blue



MCT-647 Deep Marine



MCT-648 Royal Denim



MCT-649 Violet Memory



MCT-650 Rosy Mauve



MCT-651 Frosted Mint



All color shown are as close to the actual Suzuka® Monokrete colors as modern printing techniques permit, nonetheless, there are still color/tone differences.

We highly recommend seeing actual samples before ordering.



MCT-650 Rosy Mauve



MCT-641 Cloudy Grey



MCT-650 Rosy Mauve

MCT-642 Mushroom Beige



MCT-606 Charcoal Grey



MCT-646 Brocade Blue



MCT-652 Vivid Emerald



MCT-653 Hunter Green



MCT-654 Herbal Garden




MCT-655 Lime Mist



MCT-656 Flamingo Blush



MCT-657 Vanilla Cream




MCT-658 Oat Beige




MCT-659 Blush Cream



MCT-660 Wheat Beige




MCT-661 Light Apricot




MCT-662 Coral Peach



MCT-663 Lime Citrus



MCT-664 Dried Basil



MCT-665 Mauve Chalk



MCT-666 Dewy Ivory



Monokrete

Application Technique

Application Video



Preparation:

- Cover the edges of surface that won't be painted by masking it with tape, paper or plastic.
- Clean up the wall surface to ensure it is free from dirt and dust.



1 Primer

Roll 2 layers of primer on the entire surface. Allow 30 minutes to dry between the layers. (The primer can be diluted with maximum 3% of clean water)


Tool: Roller



2 Sanding

Sand the entire surface in circular motion to ensure the surface is smooth.

Tool: 600 Grit Sand Paper



3 Texture Coat

Scrape texture coat randomly to create pattern. Ensure the whole surface area is covered. Then apply second layer.

* Do Not Dilute (use a larger trowel for a larger pattern, a smaller trowel for smaller pattern)

Tool: Stainless Steel Trowel



4 Sanding (Optional)

Sand the entire surface in circular motion to enhance the pattern.

Tool: 600 Grit Sand Paper



5 Topcoat

Apply MCT-Top 5 on entire surface. Use a semi-dry roller to absorb excess material on the surface to prevent unevenness.

Tool: Roller

IMPORTANT: Color may vary on application technique & amount of material used.

Dilution Guide: Primer : Max 3% of clean water. Texture : Do not dilute.



Tools: Roller, Trowel & Sand Paper (600 Grit)

Superior primer for concrete, skimmed or masonry surfaces.

This sealer that has good substrate penetration abilities to increase adhesion of product to prevent chalking or peeling off. It has excellent alkaline resistance properties that can prevent efflorescence. It is an ideal base coat for any SUZUKA® or any wall finish products.

Packing Size:

- 1L
- 5L
- 20L

Coverage	Drying Time (hour)		
6.5 - 8.5 m ² /l/coat	Surface Dry : 1	Hard Dry : 5	Recoating : 5
	Substrate Temperature: 23°C - 26°C		

- Suitable for:
- Masonry wall
 - Brickwork
 - Plaster
 - Skimmed Coat
 - Asbestos free substrate

- Features:
- Excellent alkaline resistance to prevent efflorescence.
 - Good for new walls and repainting.
 - Prevents skim coat from chalking & peeling off.
 - Extremely good penetration.
 - Excellent adhesion.
 - Exterior and interior use.
 - Applicable with brush, roller or spray gun.

Airless Spray	Nozzle 1.8 - 2.0 mm	Spray Angle Degree 65° - 80°	Pressure 210 psi/150kg/cm ²
---------------	---------------------	------------------------------	--



Packing Data

1 L	Primer
1 L	Texture Coat
0.8 L	Topcoat (MCT-Top 5)

Coverage (per set) 6 - 7 sqm

SUZUKA® WALL SEALER PRO

“ Make your wall finishes last longer! ”